


Visit our app!



# Data Foundry

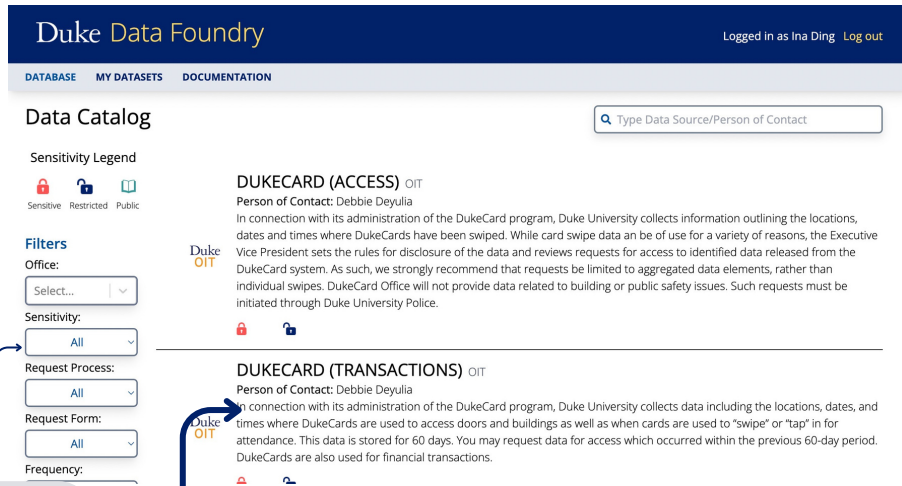
Hala Mohammed, Hung Le, Ina Ding, Lisa Zhang, Ryan Chen



\*Connection to Duke VPN Required

## PROBLEM

- Lack of a centralized request process to access institutional data
- Poor transparency and accessibility around data collected by the university
- Bottlenecks that create long wait times for researchers to gain access to data



Filter dropdowns to find data sources easily

Descriptions of institutional data sources

## FEATURES

- Data Catalog Display
  - Ordered alphabetically
- Filters & Search Bar
  - Enhances specificity
  - Easier search process
- Shibboleth authentication
  - Saves dataset access
  - Increased security
- View and Request Data
  - Displays de-identified data
  - Can be aggregated by variables
  - View data by specific date range

## NEXT STEPS

### Partnering With More Data Owners

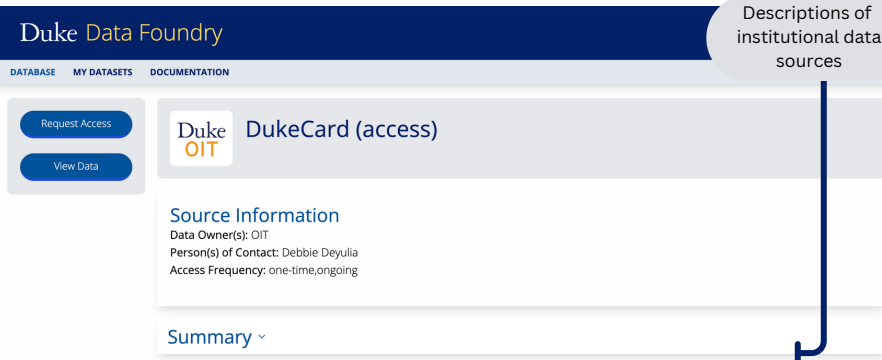

- The more exhaustive our app is with partnering with all data collectors around campus, the better we serve users

### Centralizing Owner-Submitted Data

- Streamlining the process of adding more data sources to our app

### Utilizing Grouper to Monitor Access Statuses

- Connecting our app with Grouper to better keep track of user access statuses to data sets



In connection with its administration of the DukeCard program, Duke University collects information outlining the locations, dates and times where DukeCards have been swiped. While card swipe data can be of use for a variety of reasons, the Executive Vice President sets the rules for disclosure of the data and reviews requests for access to identified data released from the DukeCard system. As such, we strongly recommend that requests be limited to aggregated data elements, rather than individual swipes. DukeCard Office will not provide data related to building or public safety issues. Such requests must be initiated through Duke University Police.

